

CONSTITUTIONAL AMENDMENT

AUGUST 10, 1991

1 2 3 4 5 6 7 8 9 10 11 12 13 14

Location and Number of Election Precinct

Office

Names of Candidates

Summary Report

COLORADO COUNTY, TEXAS SPECIAL ELECTION AUGUST 10, 1991

Total Number Voting 824
Precincts Reporting 18 of 18 100.00%

PROPOSED CONSTITUTIONAL AMENDMENT NO. 1

FOR 466 56.55%
AGAINST 348 42.23%

.....
Total Votes Cast 824
Number Under Votes 8 .97%
Number Over Votes 2 .24%

PROPOSED CONSTITUTIONAL AMENDMENT NO. 2

FOR 381 46.23%
AGAINST 432 52.42%

.....
Total Votes Cast 824
Number Under Votes 9 1.09%
Number Over Votes 2 .24%

TOTAL BALLOTS CAST 824

TOTAL TYPE 1 BALLOTS 824

15	16	17	18	19	20	21	22	23	24	25	26	27	28	29	30	31	32	Total No. Votes Cast	Majority Votes	REMARKS

*Absentee
Summary Report*

**COLORADO COUNTY, TEXAS
SPECIAL ELECTION AUGUST 10, 1991**

Total Number Voting 29
Precincts Reporting 0 of 18 . 0%

PROPOSED CONSTITUTIONAL AMENDMENT NO. 1

FOR 15 51.72%
AGAINST 13 44.82%

.....
Total Votes Cast 29
Number Under Votes 0 . 0%
Number Over Votes 1 3.44%

PROPOSED CONSTITUTIONAL AMENDMENT NO. 2

FOR 16 55.17%
AGAINST 13 44.82%

.....
Total Votes Cast 29
Number Under Votes 0 . 0%
Number Over Votes 0 . 0%

TOTAL BALLOTS CAST 29

TOTAL TYPE 1 BALLOTS 29

I, the County Judge of Colorado County, Texas, met with the Commissioners' Court sitting as canvassing board to canvass the Constitutional Amendment Election held on August 10, 1991 at Columbus, Texas.

I certify that the figures on the tally sheets correspond with the figures on the returns.

Witness my hand this 12th. day of August, 1991.

[Signature]
COUNTY JUDGE

CONSTITUTIONAL AMENDMENT NOVEMBER 5, 1991		Location and Number of Election Precinct	1	2	3	4	5	6	7	8	9	10	11	12	13	14
Office	Names of Candidates															

Summary Report

COLORADO COUNTY, TEXAS
AMENDMENT ELECTION, NOVEMBER 5, 1991

Total Number Voting		2186	
Precincts Reporting		18 of 18	100.00%
AMENDMENT 1			
FOR		1623	74.24%
AGAINST		417	19.07%
.....			
Total Votes Cast		2186	
Number Under Votes		141	6.45%
Number Over Votes		5	.22%
AMENDMENT 2			
FOR		940	43.00%
AGAINST		1053	48.17%
.....			
Total Votes Cast		2186	
Number Under Votes		189	8.64%
Number Over Votes		4	.18%
AMENDMENT 3			
FOR		941	43.04%
AGAINST		1072	49.03%
.....			
Total Votes Cast		2186	
Number Under Votes		169	7.73%
Number Over Votes		4	.18%
AMENDMENT 4			
FOR		1465	67.01%
AGAINST		634	29.00%
.....			
Total Votes Cast		2186	
Number Under Votes		81	3.70%

WALWAGEN-DALLAS														Total No. Votes Cast	Majority Votes	REMARKS				
15	16	17	18	19	20	21	22	23	24	25	26	27	28	29	30	31	32			

AMENDMENT 5																	1336	61.11%	
.....																			
Total Votes Cast																	2186		
Number Under Votes																	272	12.44%	
Number Over Votes																	6	.27%	
AMENDMENT 6																			
FOR																	947	43.32%	
AGAINST																	1054	48.21%	
.....																			
Total Votes Cast																	2186		
Number Under Votes																	190	8.23%	
Number Over Votes																	5	.22%	
AMENDMENT 7																			
FOR																	601	27.49%	
AGAINST																	1374	62.85%	
.....																			
Total Votes Cast																	2186		
Number Under Votes																	209	9.56%	
Number Over Votes																	2	.09%	
AMENDMENT 8																			
FOR																	1211	55.39%	
AGAINST																	745	34.08%	
.....																			
Total Votes Cast																	2186		
Number Under Votes																	229	10.47%	
Number Over Votes																	1	.04%	
AMENDMENT 9																			
FOR																	1239	56.67%	
AGAINST																	711	32.52%	
.....																			
Total Votes Cast																	2186		
Number Under Votes																	232	10.61%	
Number Over Votes																	4	.18%	
AMENDMENT 10																			
FOR																	961	43.96%	
AGAINST																	971	44.41%	
.....																			
Total Votes Cast																	2186		
Number Under Votes																	247	11.29%	
Number Over Votes																	7	.32%	
AMENDMENT 11																			
FOR																	1515	69.30%	
AGAINST																	616	28.17%	
.....																			
Total Votes Cast																	2186		
Number Under Votes																	50	2.28%	
Number Over Votes																	3	.22%	
AMENDMENT 12																			

15	16	17	18	19	20	21	22	23	24	25	26	27	28	29	30	31	32			
----	----	----	----	----	----	----	----	----	----	----	----	----	----	----	----	----	----	--	--	--

CONSTITUTIONAL AMENDMENT NOVEMBER 5, 1991		Location and Number of Election Precinct	1	2	3	4	5	6	7	8	9	10	11	12	13	14
Office	Names of Candidates															

Number Under Votes 207 10.10%
 Number Over Votes 5 .20%

AMENDMENT 13
 FOR 1182 54.07%
 AGAINST 772 35.31%

 Total Votes Cast 2186
 Number Under Votes 229 10.47%
 Number Over Votes 3 .13%

TOTAL BALLOTS CAST 2186
 TOTAL TYPE 1 BALLOTS 2186

Absentee Summary Report

COLORADO COUNTY, TEXAS
 AMENDMENT ELECTION NOVEMBER 5, 1991

Total Number Voting 75
 Precincts Reporting 0 of 18 . 0%

AMENDMENT 1
 FOR 58 77.33%
 AGAINST 16 21.33%

 Total Votes Cast 75
 Number Under Votes 1 1.33%
 Number Over Votes 0 . 0%

AMENDMENT 2
 FOR 32 42.66%
 AGAINST 36 48.00%

 Total Votes Cast 75
 Number Under Votes 7 9.33%
 Number Over Votes 0 . 0%

AMENDMENT 3
 FOR 36 48.00%
 AGAINST 35 46.66%

 Total Votes Cast 75
 Number Under Votes 4 5.33%
 Number Over Votes 0 . 0%

AMENDMENT 4
 FOR 48 64.00%
 AGAINST 25 33.33%

 Total Votes Cast 75
 Number Under Votes 2 2.66%
 Number Over Votes 0 . 0%

WALRAVEN-DALLAS

15	16	17	18	19	20	21	22	23	24	25	26	27	28	29	30	31	32	Total No. Votes Cast	Majority Votes	REMARKS
----	----	----	----	----	----	----	----	----	----	----	----	----	----	----	----	----	----	----------------------	----------------	---------

AMENDMENT 5

FOR	18	24.00%
AGAINST	48	64.00%
.....		
Total Votes Cast	75	
Number Under Votes	9	12.00%
Number Over Votes	0	. 0%

AMENDMENT 6

FOR	45	60.00%
AGAINST	26	34.66%
.....		
Total Votes Cast	75	
Number Under Votes	4	5.33%
Number Over Votes	0	. 0%

AMENDMENT 7

FOR	25	33.33%
AGAINST	45	60.00%
.....		
Total Votes Cast	75	
Number Under Votes	5	6.66%
Number Over Votes	0	. 0%

AMENDMENT 8

FOR	41	54.66%
AGAINST	26	34.66%
.....		
Total Votes Cast	75	
Number Under Votes	8	10.66%
Number Over Votes	0	. 0%

AMENDMENT 9

FOR	40	53.33%
AGAINST	27	36.00%
.....		
Total Votes Cast	75	
Number Under Votes	8	10.66%
Number Over Votes	0	. 0%

AMENDMENT 10

FOR	36	48.00%
AGAINST	30	40.00%
.....		
Total Votes Cast	75	
Number Under Votes	9	12.00%
Number Over Votes	0	. 0%

AMENDMENT 11

FOR	54	72.00%
AGAINST	21	28.00%
.....		
Total Votes Cast	75	
Number Under Votes	0	. 0%
Number Over Votes	0	. 0%

AMENDMENT 12

FOR	34	45.33%
AGAINST	29	38.66%
.....		

CONSTITUTIONAL AMENDMENT
NOVEMBER 5, 1991

Location and Number of Election Precinct

1 2 3 4 5 6 7 8 9 10 11 12 13 14

Office

Names of Candidates

Total Votes Cast 75
Number Under Votes 12 16.00%
Number Over Votes 0 . 0%

AMENDMENT 13
FOR
AGAINST

31 41.33%
35 46.66%

.....
Total Votes Cast 75
Number Under Votes 9 12.00%
Number Over Votes 0 . 0%

TOTAL BALLOTS CAST 75

TOTAL TYPE 1 BALLOTS 75

I, the County Judge of Colorado County, Texas, met with the Commissioners' Court sitting as canvassing board to canvass the Constitutional Amendment Election held on November 5, 1991 at Columbus, Texas.

I certify that the figures on the tally sheets correspond with the figures on the returns.

Witness my hand this 12th. day of November, 1991.



H. O. STRUNK, COUNTY JUDGE
COLORADO COUNTY, TEXAS

Democratic Party Primary Election (March 10, 1992)		Location and Number of Election Precinct	1	2	3	4	5	6	7	8	9	10	11	12	13	14
Office	Names of Candidates															

Summary Report

COLORADO COUNTY, TEXAS
PRIMARY ELECTION MARCH 10, 1992

DEM. PRESIDENTIAL PREFERENCE NOMINEE

Paul E. Tsongas	794	17.08%
George W. Bennis	28	.60%
Rufus Figginbotham	20	.43%
Tod Howard Hawks	19	.40%
Lyndon H. LaRouche, Jr.	46	.98%
J. Louis McAlpine	9	.19%
Charles Woods	39	.83%
Edmund G. Brown, Jr.	210	4.51%
* Bill Clinton	2494+1	53.66%
Tom Harkin	59	1.26%
Bob Kerrey	57	1.22%
.....		
* Total Votes Cast	4647+44	4691
Number Under Votes	871	18.74%
Number Over Votes	1	. 2%

DEM. U.S. REPRESENTATIVE DIST. 14

* Greg Laughlin	3501+2	75.33%
.....		
Total Votes Cast	4647	
Number Under Votes	1146	24.66%
Number Over Votes	0	. 0%

DEM. RAILROAD COMMISSIONER

* Lena Glerrero	1509+2	32.47%
David Young	2157	46.41%
.....		
Total Votes Cast	4647	
Number Under Votes	981	21.11%
Number Over Votes	0	. 0%

DEM. SUPREME COURT JUSTICE PLACE 1

* Oscar H. Mauzy	2996+2	64.47%
.....		
Total Votes Cast	4647	
Number Under Votes	1651	35.52%
Number Over Votes	0	. 0%

WALWALKEN-DALLAS

15	16	17	18	19	20	21	22	23	24	25	26	27	28	29	30	31	32	Total No. Votes Cast	Majority Votes	REMARKS
----	----	----	----	----	----	----	----	----	----	----	----	----	----	----	----	----	----	----------------------	----------------	---------

* DEM. SUPREME COURT JUSTICE PLACE 2
Rose Spector 2912+1 62.66%

.....
Total Votes Cast 4647
Number Under Votes 1735 37.33%
Number Over Votes 0 . 0%

DEM. SUPREME COURT JUSTICE PLACE 3
* Jack Hightower 2459+2 52.91%
Paul Banner 1325 28.51%

.....
Total Votes Cast 4647
Number Under Votes 863 18.57%
Number Over Votes 0 . 0%

DEM. CRIMINAL APPEALS JUDGE PLACE 1
Sam Paxson 1043 22.44%
* Charles F. (Charlie) Baird 2103+2 45.25%

.....
Total Votes Cast 4647
Number Under Votes 1501 32.30%
Number Over Votes 0 . 0%

DEM. CRIMINAL APPEALS JUDGE PLACE 2
Gene Kelly 1783 38.36%
* Morris L. Overstreet 1423+2 30.62%

.....
Total Votes Cast 4647
Number Under Votes 1440 30.98%
Number Over Votes 1 . 2%

DEM. CRIMINAL APPEALS JUDGE PLACE 3
* Pete Benavides 2837+1 61.05%

.....
Total Votes Cast 4647
Number Under Votes 1810 38.94%
Number Over Votes 0 . 0%

DEM. STATE BOARD OF EDUCATION DIST. 10
* Will Davis 2898+2 62.36%

.....
Total Votes Cast 4647
Number Under Votes 1749 37.63%
Number Over Votes 0 . 0%

DEM. STATE SENATOR DIST. 18
* Ken Armbrister 2831+2 60.92%

.....
Total Votes Cast 4647
Number Under Votes 1816 39.07%
Number Over Votes 0 . 0%

DEM. STATE REPRESENTATIVE DIST. 28
* Robert M. Saunders 3535+1 76.07%

.....
Total Votes Cast 4647
Number Under Votes 1112 23.92%
Number Over Votes 0 . 0%

WALWALKEN-DALLAS

Return of DEMOCRATIC PARTY PRIMARY Election, Held in Colorado County, Texas

Democratic Party Primary Election

(March 10, 1992)

1	2	3	4	5	6	7	8	9	10	11	12	13	14
Location and Number of Election Precinct													

Office Names of Candidates

DEM. APPEALS CHIEF JUSTICE DIST. 1													
* Alice Trevathan						2845	+2	61.22%					
.....													
Total Votes Cast						4647							
Number Under Votes						1802		38.77%					
Number Over Votes						0		. 0%					
DEM. APPEALS JUSTICE DIST. 14 PLACE 1													
* Norman Lee						2850	+2	61.32%					
.....													
Total Votes Cast						4647							
Number Under Votes						1797		38.67%					
Number Over Votes						0		. 0%					
DEM. APPEALS JUSTICE DIST. 14 PLACE 2													
* Henry L. Burkholder						1712	+1	36.84%					
* C. J. "Buddy" Hanby						1317	+1	28.34%					
.....													
Total Votes Cast						4647							
Number Under Votes						1618		34.81%					
Number Over Votes						0		. 0%					
DEM. 25TH DISTRICT JUDGE													
* Dwight E. Peshchel						2025	+2	43.57%					
Elizabeth C. Jandt						670		14.41%					
Richard Crozier						911		19.60%					
Patricia Irvine						348		7.48%					
.....													
Total Votes Cast						4647							
Number Under Votes						693		14.91%					
Number Over Votes						0		. 0%					
DEM. 25TH 2ND DISTRICT JUDGE													
* Gus J. Strauss						3391	+2	72.97%					
.....													
Total Votes Cast						4647							
Number Under Votes						1256		27.02%					
Number Over Votes						0		. 0%					
DEM. 25TH DISTRICT ATTORNEY													
* W. C. (Bud) Kirkendall						3178	+2	68.38%					
.....													
Total Votes Cast						4647							
Number Under Votes						1469		31.61%					
Number Over Votes						0		. 0%					
DEM. COUNTY ATTORNEY													
* Stephen Sebesta						3465	+2	74.56%					
.....													
Total Votes Cast						4647							
Number Under Votes						1182		25.43%					
Number Over Votes						0		. 0%					
DEM. SHERIFF													
D. S. "Opie" Roberts						367		7.89%					
* Bill Esterling						1636	+1	35.20%					
* Robert E. (Bobbe) Connor, Jr.						827	+1	17.79%					
Ed Michalke						1699		36.56%					
.....													
Total Votes Cast						4647							
Number Under Votes						117		2.51%					
Number Over Votes						1		. 2%					

WALKER-DALLAS																	Total No. Votes Cast	Majority Votes	REMARKS		
15	16	17	18	19	20	21	22	23	24	25	26	27	28	29	30	31	32				
DEM. COUNTY TAX ASSESSOR-COLLECTOR																					
																	Evelyn Thomas	1576	33.91%		
																	* Mary Jane Poenitzsch	2883+2	62.04%		
																	Total Votes Cast	4647			
																	Number Under Votes	188	4.04%		
																	Number Over Votes	0	.0%		
DEM. COUNTY COMMISSIONER PCT. 1																					
																	Ricky Meyer	345	24.60%		
																	Richard "Sonny" Frederick	137	9.77%		
																	Tompo Kuhn	232	16.54%		
																	Richard Seifert	636	45.36%		
																	Total Votes Cast	1402			
																	Number Under Votes	52	3.70%		
																	Number Over Votes	0	.0%		
DEM. COUNTY COMMISSIONER PCT. 3																					
																	Charles H. Dippel	390	30.44%		
																	* Jerome C. Wicke	831+2	64.87%		
																	Total Votes Cast	1281			
																	Number Under Votes	60	4.68%		
																	Number Over Votes	0	.0%		
DEM. CONSTABLE PCT. 1																					
																	Lawrence Berger	752	53.63%		
																	Howard Chollett	566	40.37%		
																	Total Votes Cast	1402			
																	Number Under Votes	84	5.99%		
																	Number Over Votes	0	.0%		
DEM. CONSTABLE PCT. 2																					
																	Joe F. Dusek	1095	87.32%		
																	Total Votes Cast	1254			
																	Number Under Votes	159	12.67%		
																	Number Over Votes	0	.0%		
DEM. CONSTABLE PCT. 3																					
																	* Ivan V. Menke	834+2	65.10%		
																	David Zajicek	386	30.13%		
																	Total Votes Cast	1281			
																	Number Under Votes	61	4.76%		
																	Number Over Votes	0	.0%		
DEM. CONSTABLE PCT. 4																					
																	Wilfred C. Luedecke	378	53.23%		
																	Billy Joe Schindler	267	37.60%		
																	Total Votes Cast	710			
																	Number Under Votes	65	9.15%		
																	Number Over Votes	0	.0%		
DEM. COUNTY CHAIRMAN																					
																	* George Cason	3253+2	70.00%		
																		30	.64%		
																	Total Votes Cast	4647			
																	Number Under Votes	1364	29.35%		
																	Number Over Votes	0	.0%		

Democratic Party Primary Election
(March 10, 1992)

Location and Number of Election Precinct	1	2	3	4	5	6	7	8	9	10	11	12	13	14
--	---	---	---	---	---	---	---	---	---	----	----	----	----	----

DEM. PRECINCT CHAIRMAN PCT. 1														
No Declared Candidates						0			. 0%					
						56			7.52%					
.....														
Total Votes Cast						744								
Number Under Votes						688			92.47%					
Number Over Votes						0			. 0%					
DEM. PRECINCT CHAIRMAN PCT. 2														
W.E. Wilburn						142			83.52%					
						0			. 0%					
.....														
Total Votes Cast						170								
Number Under Votes						28			16.47%					
Number Over Votes						0			. 0%					
DEM. PRECINCT CHAIRMAN PCT. 3														
Norman Henderson, Jr.						25			69.44%					
						0			. 0%					
.....														
Total Votes Cast						36								
Number Under Votes						11			30.55%					
Number Over Votes						0			. 0%					
DEM. PRECINCT CHAIRMAN PCT. 4														
Robert C. Schiurring						231			91.30%					
						1			.39%					
.....														
Total Votes Cast						253								
Number Under Votes						21			8.30%					
Number Over Votes						0			. 0%					
DEM. PRECINCT CHAIRMAN PCT. 5														
Robert W. Meisner						130			88.43%					
						1			.68%					
.....														
Total Votes Cast						147								
Number Under Votes						16			10.88%					
Number Over Votes						0			. 0%					
DEM. PRECINCT CHAIRMAN PCT. 6														
Doris Hooper						81			92.04%					
						0			. 0%					
.....														
Total Votes Cast						88								
Number Under Votes						7			7.95%					
Number Over Votes						0			. 0%					
DEM. PRECINCT CHAIRMAN PCT. 7														
Betty E. Bauer						103			73.57%					
						3			2.14%					
.....														
Total Votes Cast						140								
Number Under Votes						34			24.28%					
Number Over Votes						0			. 0%					
DEM. PRECINCT CHAIRMAN PCT. 8														
R.C. Gold						73			79.34%					
						1			1.08%					
.....														
Total Votes Cast						92								
Number Under Votes						18			19.56%					
Number Over Votes						0			. 0%					

WALWORTH-DALLAS													Total No. Votes Cast	Majority Votes	REMARKS					
15	16	17	18	19	20	21	22	23	24	25	26	27	28	29	30	31	32			

DEM. PRECINCT CHAIRMAN PCT. 9																				
Molly Raabe																		884	86.49%	
																		4	.39%	
.....																				
Total Votes Cast																		1022		
Number Under Votes																		134	13.11%	
Number Over Votes																		0	.0%	
DEM. PRECINCT CHAIRMAN PCT. 10																				
Clarence Wendt																		152	72.72%	
																		0	.0%	
.....																				
Total Votes Cast																		209		
Number Under Votes																		57	27.27%	
Number Over Votes																		0	.0%	
DEM. PRECINCT CHAIRMAN PCT. 11																				
Edwin Poenitzsch																		56	93.33%	
																		0	.0%	
.....																				
Total Votes Cast																		60		
Number Under Votes																		4	6.66%	
Number Over Votes																		0	.0%	
DEM. PRECINCT CHAIRMAN PCT. 12																				
Waldine Skutca																		34	94.44%	
																		0	.0%	
.....																				
Total Votes Cast																		36		
Number Under Votes																		2	5.55%	
Number Over Votes																		0	.0%	
DEM. PRECINCT CHAIRMAN PCT. 13																				
Dean Venghaus																		185	91.58%	
																		0	.0%	
.....																				
Total Votes Cast																		202		
Number Under Votes																		17	8.41%	
Number Over Votes																		0	.0%	
DEM. PRECINCT CHAIRMAN PCT. 14																				
Betty Jean Nelson																		107	83.59%	
																		0	.0%	
.....																				
Total Votes Cast																		128		
Number Under Votes																		21	16.40%	
Number Over Votes																		0	.0%	

Democratic Party Primary Election (March 10, 1992)		Location and Number of Election Precinct	1	2	3	4	5	6	7	8	9	10	11	12	13	14	
			Office		Names of Candidates												
DEM. PRECINCT CHAIRMAN PCT. 15																	
Beatrice Hill									109		88.61%						
									0		. 0%						
.....																	
Total Votes Cast									123								
Number Under Votes									14		11.38%						
Number Over Votes									0		. 0%						
DEM. PRECINCT CHAIRMAN PCT. 16																	
Gene Evans									64		83.11%						
									0		. 0%						
.....																	
Total Votes Cast									77								
Number Under Votes									13		16.88%						
Number Over Votes									0		. 0%						
DEM. PRECINCT CHAIRMAN PCT. 17																	
Tom Reed									556		82.49%						
									10		1.48%						
.....																	
Total Votes Cast									674								
Number Under Votes									108		16.02%						
Number Over Votes									0		. 0%						
DEM. PRECINCT CHAIRMAN PCT. 18																	
Tyler T. Clark									329		73.76%						
									5		1.12%						
.....																	
Total Votes Cast									446								
Number Under Votes									112		25.11%						
Number Over Votes									0		. 0%						

* Designates votes received on xeroxed ballots as all original printed ballots were used.

WILKOVEN-DALLAS																																Total No. Votes Cast	Majority Votes	REMARKS
15	16	17	18	19	20	21	22	23	24	25	26	27	28	29	30	31	32																	
DEM. CRIMINAL APPEALS JUDGE PLACE 1																																		
Sam Paxson																		33	17.36%															
Charles F. (Charlie) Baird																		86	45.26%															
.....																																		
Total Votes Cast																		190																
Number Under Votes																		71	37.36%															
Number Over Votes																		0	. 0%															
DEM. CRIMINAL APPEALS JUDGE PLACE 2																																		
Gene Kelly																		52	27.36%															
Morris L. Overstreet																		73	38.42%															
.....																																		
Total Votes Cast																		190																
Number Under Votes																		64	33.68%															
Number Over Votes																		1	. 52%															
DEM. CRIMINAL APPEALS JUDGE PLACE 3																																		
Pete Benavides																		113	59.47%															
.....																																		
Total Votes Cast																		190																
Number Under Votes																		77	40.52%															
Number Over Votes																		0	. 0%															
DEM. STATE BOARD OF EDUCATION DIST. 10																																		
Will Davis																		114	60.00%															
.....																																		
Total Votes Cast																		190																
Number Under Votes																		76	40.00%															
Number Over Votes																		0	. 0%															
DEM. STATE SENATOR DIST. 18																																		
Ken Ambrister																		108	56.84%															
.....																																		
Total Votes Cast																		190																
Number Under Votes																		82	43.15%															
Number Over Votes																		0	. 0%															
DEM. STATE REPRESENTATIVE DIST. 28																																		
Robert M. Saunders																		142	74.73%															
.....																																		
Total Votes Cast																		190																
Number Under Votes																		48	25.26%															
Number Over Votes																		0	. 0%															
DEM. APPEALS CHIEF JUSTICE DIST. 1																																		
Alice Trevathan																		110	57.89%															
.....																																		
Total Votes Cast																		190																
Number Under Votes																		80	42.10%															
Number Over Votes																		0	. 0%															
DEM. APPEALS JUSTICE DIST. 14 PLACE 1																																		
Norman Lee																		109	57.36%															
.....																																		
Total Votes Cast																		190																
Number Under Votes																		81	42.63%															
Number Over Votes																		0	. 0%															
DEM. APPEALS JUSTICE DIST. 14 PLACE 2																																		
Henry L. Burkholder																		61	32.10%															
C.J. "Buddy" Hanby																		56	29.47%															
.....																																		
Total Votes Cast																		190																
Number Under Votes																		73	38.42%															
Number Over Votes																		0	. 0%															

1175 137
Return of DEMOCRATIC PARTY PRIMARY ABSENTEE Election, Held in Colorado County, Texas

Democratic Party Primary Absentee (March 10, 1992)		1	2	3	4	5	6	7	8	9	10	11	12	13	14
Office		Location and Number of Election Precinct													
		Names of Candidates													
DEM. 25TH DISTRICT JUDGE															
Dwight E. Peshchel									99		52.10%				
Elizabeth C. Jandt									21		11.05%				
Richard Crozier									31		16.31%				
Patricia Irvine									11		5.78%				
.....															
Total Votes Cast									190						
Number Under Votes									28		14.73%				
Number Over Votes									0		. 0%				
DEM. 25TH 2ND DISTRICT JUDGE															
Bus J. Strauss									143		75.26%				
.....															
Total Votes Cast									190						
Number Under Votes									47		24.73%				
Number Over Votes									0		. 0%				
DEM. 25TH DISTRICT ATTORNEY															
W.C. (Bud) Kirkendall									128		67.36%				
.....															
Total Votes Cast									190						
Number Under Votes									62		32.63%				
Number Over Votes									0		. 0%				
DEM. COUNTY ATTORNEY															
Stephen Sebesta									147		77.36%				
.....															
Total Votes Cast									190						
Number Under Votes									43		22.63%				
Number Over Votes									0		. 0%				
DEM. SHERIFF															
D.S. "Opie" Roberts									9		4.73%				
Bill Esterling									79		41.57%				
Robert E. (Bobby) Connor, Jr.									35		18.42%				
Ed Michalke									61		32.10%				
.....															
Total Votes Cast									190						
Number Under Votes									6		3.15%				
Number Over Votes									0		. 0%				
DEM. COUNTY TAX ASSESSOR-COLLECTOR															
Evelyn Thomas									61		32.10%				
Mary Jane Poenitzsch									118		62.10%				
.....															
Total Votes Cast									190						
Number Under Votes									11		5.78%				
Number Over Votes									0		. 0%				
DEM. COUNTY COMMISSIONER PCT. 1															
Ricky Meyer									28		33.73%				
Richard "Sonny" Frederick									9		10.84%				
Tompo Kuhn									17		20.48%				
Richard Seifert									22		26.50%				
.....															
Total Votes Cast									83						
Number Under Votes									7		8.43%				
Number Over Votes									0		. 0%				

1172 m

WALWORTH-DALLAS														Total No. Votes Cast	Majority Votes	REMARKS				
15	16	17	18	19	20	21	22	23	24	25	26	27	28	29	30	31	32			
DEM. COUNTY COMMISSIONER PCT. 3																				
Charles H. Dippel																		19	42.22%	
Jerome C. Wicke																		21	46.66%	
.....																				
Total Votes Cast																		45		
Number Under Votes																		5	11.11%	
Number Over Votes																		0	. 0%	
DEM. CONSTABLE PCT. 1																				
Lawrence Berger																		34	40.96%	
Howard Chollett																		40	48.19%	
.....																				
Total Votes Cast																		83		
Number Under Votes																		9	10.84%	
Number Over Votes																		0	. 0%	
DEM. CONSTABLE PCT. 2																				
Joe F. Dusek																		43	81.13%	
.....																				
Total Votes Cast																		53		
Number Under Votes																		10	18.86%	
Number Over Votes																		0	. 0%	
DEM. CONSTABLE PCT. 3																				
Ivan V. Merke																		28	62.22%	
David Zajicek																		14	31.11%	
.....																				
Total Votes Cast																		45		
Number Under Votes																		3	6.66%	
Number Over Votes																		0	. 0%	
DEM. CONSTABLE PCT. 4																				
Wilfred C. Luedecke																		5	55.55%	
Billy Joe Schindler																		3	33.33%	
.....																				
Total Votes Cast																		9		
Number Under Votes																		1	11.11%	
Number Over Votes																		0	. 0%	
DEM. COUNTY CHAIRMAN																				
George Cason																		129	67.89%	
.....																				
Total Votes Cast																		190		
Number Under Votes																		59	31.05%	
Number Over Votes																		0	. 0%	
DEM. PRECINCT CHAIRMAN PCT. 1																				
No Declared Candidates																		0	. 0%	
.....																				
Total Votes Cast																		62		
Number Under Votes																		58	93.54%	
Number Over Votes																		0	. 0%	

Return of DEMOCRATIC PARTY PRIMARY ABSENTEE Election, Held in Colorado County, Texas

Democratic Party Primary Absentee
(March 10, 1992)

1	2	3	4	5	6	7	8	9	10	11	12	13	14

Location and Number of Election Precinct

Office

Names of Candidates

DEM. PRECINCT CHAIRMAN PCT. 2													
W.E. Wilburn							8	80.00%					
-----							0	. 0%					
Total Votes Cast							10						
Number Under Votes							2	20.00%					
Number Over Votes							0	. 0%					
DEM. PRECINCT CHAIRMAN PCT. 3													
Norman Henderson, Jr.							0	. 0%					
-----							0	. 0%					
Total Votes Cast							1						
Number Under Votes							1	100.00%					
Number Over Votes							0	. 0%					
DEM. PRECINCT CHAIRMAN PCT. 4													
Robert C. Schiurring							2	40.00%					
-----							0	. 0%					
Total Votes Cast							5						
Number Under Votes							3	60.00%					
Number Over Votes							0	. 0%					
DEM. PRECINCT CHAIRMAN PCT. 5													
Nobert W. Meisner							2	66.66%					
-----							0	. 0%					
Total Votes Cast							3						
Number Under Votes							1	33.33%					
Number Over Votes							0	. 0%					
DEM. PRECINCT CHAIRMAN PCT. 6													
Doris Hooper							2	66.66%					
-----							0	. 0%					
Total Votes Cast							3						
Number Under Votes							1	33.33%					
Number Over Votes							0	. 0%					
DEM. PRECINCT CHAIRMAN PCT. 7													
Betty E. Bauer							0	. 0%					
-----							1	25.00%					
Total Votes Cast							4						
Number Under Votes							3	75.00%					
Number Over Votes							0	. 0%					
DEM. PRECINCT CHAIRMAN PCT. 8													
R.C. Gold							3	42.85%					
-----							1	14.28%					
Total Votes Cast							7						
Number Under Votes							3	42.85%					
Number Over Votes							0	. 0%					
DEM. PRECINCT CHAIRMAN PCT. 9													
Molly Raabe							33	78.57%					
-----							0	. 0%					
Total Votes Cast							42						
Number Under Votes							9	21.42%					
Number Over Votes							0	. 0%					

DEMOCRATIC PARTY PRIMARY ABSENTEE
 (March 10, 1992)

1 2 3 4 5 6 7 8 9 10 11 12 13 14

Location and Number
 of Election Precinct

Office

Names of Candidates

DEM. PRECINCT CHAIRMAN PCT. 17

Tom Reed

7 87.50%

0 . 0%

.....
 Total Votes Cast

8

Number Under Votes

1

12.50%

Number Over Votes

0

. 0%

DEM. PRECINCT CHAIRMAN PCT. 18

Tyler T. Clark

14 60.86%

0 . 0%

.....
 Total Votes Cast

23

Number Under Votes

9

39.13%

Number Over Votes

0

. 0%

TOTAL BALLOTS CAST

214

TOTAL TYPE 1 BALLOTS

190

TOTAL TYPE 2 BALLOTS

24

Democratic Party Primary Election
(March 10, 1992)

1 2 3 4 5 6 7 8 9 10 11 12 13 14

Location and Number
of Election Precinct

Office

Names of Candidates

I, George Cason, the County Chairman of the Democratic Party of Colorado County, Texas, served as canvassing agent to canvass the General Democratic Party Primary Election of March 10, 1992 on March 13, 1992. Precincts manually counted---#8,15 and 16. I certify that the figures on the tally sheets correspond with the figures on the returns.

WITNESS MY HAND THIS 13TH. DAY OF MARCH, 1992.

George Cason
George Cason
Democratic County Chair

Return of **REPUBLICAN PARTY PRIMARY ELECTION** Election, Held in Colorado County, Texas

Republican Party Primary Election
(March 10, 1992)

1 2 3 4 5 6 7 8 9 10 11 12 13 14

Location and Number
of Election Precinct

Office

Names of Candidates

COLORADO COUNTY, TEXAS
PRIMARY ELECTION **MARCH 10, 1992**

REP. PRESIDENTIAL PREFERENCE NOMINEE

George Bush	268	74.86%
Patrick J. Buchanan	57	15.92%
George A. Zimmermann	0	.0%
Tennie Rogers	0	.0%
David Duke	18	5.02%
Uncommitted	10	2.79%
.....		
Total Votes Cast	358	
Number Under Votes	5	1.39%
Number Over Votes	0	.0%

REP. U.S. REPRESENTATIVE DIST. 14

Humberto J. (Bert) Garza	223	62.29%
.....		
Total Votes Cast	358	
Number Under Votes	135	37.70%
Number Over Votes	0	.0%

REP. RAILROAD COMMISSIONER

Carole Keeton Rylander	173	48.32%
Barry Williamson	152	42.45%
.....		
Total Votes Cast	358	
Number Under Votes	33	9.21%
Number Over Votes	0	.0%

REP. SUPREME COURT JUSTICE PLACE 1

Charles Ben Howell	151	42.17%
Craig Enoch	132	36.87%
.....		
Total Votes Cast	358	
Number Under Votes	75	20.94%
Number Over Votes	0	.0%

REP. SUPREME COURT JUSTICE PLACE 2

Eugene Cook	235	65.64%
.....		
Total Votes Cast	358	
Number Under Votes	123	34.35%
Number Over Votes	0	.0%

REP. SUPREME COURT JUSTICE PLACE 3

John D. Montgomery	196	54.74%
George Barbary	65	18.15%
.....		
Total Votes Cast	358	
Number Under Votes	97	27.09%
Number Over Votes	0	.0%

15	16	17	18	19	20	21	22	23	24	25	26	27	28	29	30	31	32	Total No. Votes Cast	Majority Votes	REMARKS		
REP. CRIMINAL APPEALS JUDGE PLACE 1																						
																		Joseph A. (Joe) Devany	145	40.50%		
																		Jim Vollers	106	29.60%		
																		Total Votes Cast	358			
																		Number Under Votes	107	29.88%		
																		Number Over Votes	0	. 0%		
REP. CRIMINAL APPEALS JUDGE PLACE 2																						
																		Sue Lagarde	218	60.89%		
																		Total Votes Cast	358			
																		Number Under Votes	140	39.10%		
																		Number Over Votes	0	. 0%		
REP. CRIMINAL APPEALS JUDGE PLACE 3																						
																		Ed Gray	113	31.56%		
																		Lawrence (Larry) Meyers	138	38.54%		
																		Total Votes Cast	358			
																		Number Under Votes	107	29.88%		
																		Number Over Votes	0	. 0%		
REP. STATE SENATOR DIST. 18																						
																		Carolyn McDaniel	221	61.73%		
																		Total Votes Cast	358			
																		Number Under Votes	137	38.26%		
																		Number Over Votes	0	. 0%		
REP. APPEALS JUSTICE DIST. 1																						
																		Davie L. Wilson	225	62.84%		
																		Total Votes Cast	358			
																		Number Under Votes	133	37.15%		
																		Number Over Votes	0	. 0%		
REP. APPEALS JUSTICE DIST. 14 PLACE 1																						
																		Brian Wice	83	23.18%		
																		Harvey Hudson	153	42.73%		
																		Total Votes Cast	358			
																		Number Under Votes	122	34.07%		
																		Number Over Votes	0	. 0%		
REP. APPEALS JUSTICE DIST. 14 PLACE 2																						
																		Gary C. Bowers	159	44.41%		
																		Jackie Scott	84	23.46%		
																		Total Votes Cast	358			
																		Number Under Votes	115	32.12%		
																		Number Over Votes	0	. 0%		
REP. 25TH DISTRICT JUDGE																						
																		Linda Z. Jones	215	60.05%		
																		Total Votes Cast	358			
																		Number Under Votes	143	39.94%		
																		Number Over Votes	0	. 0%		

WALWYEN-DALLAS																																		Total No. Votes Cast	Majority Votes	REMARKS
15	16	17	18	19	20	21	22	23	24	25	26	27	28	29	30	31	32																			
REP. PRECINCT CHAIRMAN PCT. 3																																				
No Declared Candidates																		0	. 0%																	
-----																		0	. 0%																	
.....																																				
Total Votes Cast																		2																		
Number Under Votes																		2	100.00%																	
Number Over Votes																		0	. 0%																	
REP. PRECINCT CHAIRMAN PCT. 4																																				
No Declared Candidates																		0	. 0%																	
-----																		8	57.14%																	
.....																																				
Total Votes Cast																		14																		
Number Under Votes																		6	42.85%																	
Number Over Votes																		0	. 0%																	
REP. PRECINCT CHAIRMAN PCT. 5																																				
No Declared Candidates																		0	. 0%																	
-----																		0	. 0%																	
.....																																				
Total Votes Cast																		0																		
Number Under Votes																		0	. 0%																	
Number Over Votes																		0	. 0%																	
REP. PRECINCT CHAIRMAN PCT. 6																																				
No Declared Candidates																		0	. 0%																	
-----																		6	40.00%																	
.....																																				
Total Votes Cast																		15																		
Number Under Votes																		9	60.00%																	
Number Over Votes																		0	. 0%																	
REP. PRECINCT CHAIRMAN PCT. 7																																				
No Declared Candidates																		0	. 0%																	
-----																		2	14.28%																	
.....																																				
Total Votes Cast																		14																		
Number Under Votes																		12	85.71%																	
Number Over Votes																		0	. 0%																	
REP. PRECINCT CHAIRMAN PCT. 8																																				
No Declared Candidates																		0	. 0%																	
-----																		0	. 0%																	
.....																																				
Total Votes Cast																		3																		
Number Under Votes																		3	100.00%																	
Number Over Votes																		0	. 0%																	
REP. PRECINCT CHAIRMAN PCT. 9																																				
No Declared Candidates																		0	. 0%																	
-----																		5	10.63%																	
.....																																				
Total Votes Cast																		47																		
Number Under Votes																		42	89.36%																	
Number Over Votes																		0	. 0%																	

Return of REPUBLICAN PARTY PRIMARY ELECTION Election, Held in Colorado County, Texas

Republican Party Primary Election (March 10, 1992)		1	2	3	4	5	6	7	8	9	10	11	12	13	14	
		Location and Number of Election Precinct														
Office	Names of Candidates															
REP. PRECINCT CHAIRMAN PCT. 10																
	No Declared Candidates									0	. 0%					
										1	5.88%					
															
	Total Votes Cast									17						
	Number Under Votes									16	94.11%					
	Number Over Votes									0	. 0%					
REP. PRECINCT CHAIRMAN PCT. 11																
	No Declared Candidates									0	. 0%					
										0	. 0%					
															
	Total Votes Cast									1						
	Number Under Votes									1	100.00%					
	Number Over Votes									0	. 0%					
REP. PRECINCT CHAIRMAN PCT. 12																
	No Declared Candidates									0	. 0%					
										0	. 0%					
															
	Total Votes Cast									15						
	Number Under Votes									15	100.00%					
	Number Over Votes									0	. 0%					
REP. PRECINCT CHAIRMAN PCT. 13																
	No Declared Candidates									0	. 0%					
										2	7.69%					
															
	Total Votes Cast									26						
	Number Under Votes									24	92.30%					
	Number Over Votes									0	. 0%					
REP. PRECINCT CHAIRMAN PCT. 14																
	No Declared Candidates									0	. 0%					
										0	. 0%					
															
	Total Votes Cast									1						
	Number Under Votes									1	100.00%					
	Number Over Votes									0	. 0%					
REP. PRECINCT CHAIRMAN PCT. 15																
	No Declared Candidates									0	. 0%					
										1	25.00%					
															
	Total Votes Cast									4						
	Number Under Votes									3	75.00%					
	Number Over Votes									0	. 0%					
REP. PRECINCT CHAIRMAN PCT. 16																
	No Declared Candidates									0	. 0%					
										0	. 0%					
															
	Total Votes Cast									3						
	Number Under Votes									3	100.00%					
	Number Over Votes									0	. 0%					

15	16	17	18	19	20	21	22	23	24	25	26	27	28	29	30	31	32	Total No. Votes Cast	Majority Votes	REMARKS
----	----	----	----	----	----	----	----	----	----	----	----	----	----	----	----	----	----	----------------------	----------------	---------

REP. PRECINCT CHAIRMAN PCT. 17
 Steven Meinecke

	53	55.78%
.....	5	5.26%
Total Votes Cast	95	
Number Under Votes	37	38.94%
Number Over Votes	0	. 0%

REP. PRECINCT CHAIRMAN PCT. 18
 No Declared Candidates

	0	. 0%
.....	5	16.66%
Total Votes Cast	30	
Number Under Votes	25	83.33%
Number Over Votes	0	. 0%

TOTAL BALLOTS CAST 5005

TOTAL TYPE 1 BALLOTS 4647

TOTAL TYPE 2 BALLOTS 358

WALRAVEN-DALLAS
 15 16 17 18 19 20 21 22 23 24 25 26 27 28 29 30 31 32 Total No. Majority REMARKS
 Votes Cast Votes

Deenredo
Alleyton
Eagle Lake
North Columbus
ABSENTEE

2

3

2

1

3

1

1

1

[Handwritten mark]

Return of REPUBLICAN PARTY PRIMARY ABSENTEE Election, Held in Colorado County, Texas

Republican Party Primary Absentee (March 10, 1992)		1	2	3	4	5	6	7	8	9	10	11	12	13	14
Location and Number of Election Precinct															
Office	Names of Candidates														

COLORADO COUNTY, TEXAS
PRIMARY ELECTION MARCH 10, 1992

REP. PRESIDENTIAL PREFERENCE NOMINEE

George Bush	15	62.50%
Patrick J. Buchanan	7	29.16%
George A. Zimmermann	0	.0%
Tennie Rogers	0	.0%
David Duke	1	4.16%
Uncommitted	1	4.16%
.....		
Total Votes Cast	24	
Number Under Votes	0	.0%
Number Over Votes	0	.0%

REP. U.S. REPRESENTATIVE DIST. 14

Humberto J. (Bert) Garza	19	79.16%
.....		
Total Votes Cast	24	
Number Under Votes	5	20.83%
Number Over Votes	0	.0%

REP. RAILROAD COMMISSIONER

Carole Keeton Rylander	9	37.50%
Barry Williamson	13	54.16%
.....		
Total Votes Cast	24	
Number Under Votes	2	8.33%
Number Over Votes	0	.0%

REP. SUPREME COURT JUSTICE PLACE 1

Charles Ben Howell	10	41.66%
Craig Enoch	12	50.00%
.....		
Total Votes Cast	24	
Number Under Votes	2	8.33%
Number Over Votes	0	.0%

REP. SUPREME COURT JUSTICE PLACE 2

Eugene Cook	20	83.33%
.....		
Total Votes Cast	24	
Number Under Votes	4	16.66%
Number Over Votes	0	.0%

REP. SUPREME COURT JUSTICE PLACE 3

John D. Montgomery	13	54.16%
George Barbary	0	33.33%
.....		
Total Votes Cast	24	
Number Under Votes	3	12.50%
Number Over Votes	0	.0%

REP. CRIMINAL APPEALS JUDGE PLACE 1

Joseph A. (Joe) Devany	10	41.66%
Jim Vollers	8	33.33%
.....		
Total Votes Cast	24	
Number Under Votes	6	25.00%
Number Over Votes	0	.0%

WILKINSON-DALLAS														Total No. Votes Cast	Majority Votes	REMARKS				
15	16	17	18	19	20	21	22	23	24	25	26	27	28	29	30	31	32			
REP. CRIMINAL APPEALS JUDGE PLACE 2																				
Sue Lagarde																		18	75.00%	
.....																				
Total Votes Cast																		24		
Number Under Votes																		6	25.00%	
Number Over Votes																		0	.0%	
REP. CRIMINAL APPEALS JUDGE PLACE 3																				
Ed Gray																		9	37.50%	
Lawrence (Larry) Meyers																		11	45.83%	
.....																				
Total Votes Cast																		24		
Number Under Votes																		4	16.66%	
Number Over Votes																		0	.0%	
REP. STATE SENATOR DIST. 18																				
Carolyn McDaniel																		17	70.83%	
.....																				
Total Votes Cast																		24		
Number Under Votes																		7	29.16%	
Number Over Votes																		0	.0%	
REP. APPEALS JUSTICE DIST. 1																				
Davie L. Wilson																		19	79.16%	
.....																				
Total Votes Cast																		24		
Number Under Votes																		5	20.83%	
Number Over Votes																		0	.0%	
REP. APPEALS JUSTICE DIST. 14 PLACE 1																				
Brian Wice																		10	41.66%	
Harvey Hudson																		8	33.33%	
.....																				
Total Votes Cast																		24		
Number Under Votes																		6	25.00%	
Number Over Votes																		0	.0%	
REP. APPEALS JUSTICE DIST. 14 PLACE 2																				
Gary C. Bowers																		8	33.33%	
Jackie Scott																		9	37.50%	
.....																				
Total Votes Cast																		24		
Number Under Votes																		7	29.16%	
Number Over Votes																		0	.0%	
REP. 25TH DISTRICT JUDGE																				
Linda Z. Jones																		17	70.83%	
.....																				
Total Votes Cast																		24		
Number Under Votes																		7	29.16%	
Number Over Votes																		0	.0%	
REP. SHERIFF																				
Earl Jones																		17	70.83%	
.....																				
Total Votes Cast																		24		
Number Under Votes																		7	29.16%	
Number Over Votes																		0	.0%	

Return of REPUBLICAN PRIMARY - March 10, Election, Held in Colorado County, Texas
1992

REPUBLICAN PRIMARY March 10, 1992		1	2	3	4	5	6	7	8	9	10	11	12	13	14
Office	Names of Candidates	Location and Number of Election Precinct													

REP. COUNTY TAX ASSESSOR-COLLECTOR

Jean Halfmann Ellis 19 79.16%

 Total Votes Cast 24
 Number Under Votes 5 20.83%
 Number Over Votes 0 . 0%

REP. COUNTY COMMISSIONER PCT. 1

Pat Bownds 2 20.00%
 Wayne Behlen 7 70.00%

 Total Votes Cast 10
 Number Under Votes 1 10.00%
 Number Over Votes 0 . 0%

REP. CONSTABLE PCT. 4

Ernie L. Grimes 0 . 0%

 Total Votes Cast 1
 Number Under Votes 1 100.00%
 Number Over Votes 0 . 0%

REP. COUNTY CHAIRMAN

Ed. M. Ellis 19 79.16%

 0 . 0%

 Total Votes Cast 24
 Number Under Votes 5 20.83%
 Number Over Votes 0 . 0%

REP. PROPOSITION

FOR 17 70.83%
 AGAINST 4 16.66%

 Total Votes Cast 24
 Number Under Votes 3 12.50%
 Number Over Votes 0 . 0%

REP. PRECINCT CHAIRMAN PCT. 1

No Declared Candidates 0 . 0%

 1 20.00%

 Total Votes Cast 5
 Number Under Votes 4 80.00%
 Number Over Votes 0 . 0%

REP. PRECINCT CHAIRMAN PCT. 2

No Declared Candidates 0 . 0%

 2 50.00%

 Total Votes Cast 4
 Number Under Votes 2 50.00%
 Number Over Votes 0 . 0%

REP. PRECINCT CHAIRMAN PCT. 3

No Declared Candidates 0 . 0%

 0 . 0%

 Total Votes Cast 0
 Number Under Votes 0 . 0%
 Number Over Votes 0 . 0%

WALWAPEN-DALLAS

15	16	17	18	19	20	21	22	23	24	25	26	27	28	29	30	31	32	Total No. Votes Cast	Majority Votes	REMARKS	
REP. PRECINCT CHAIRMAN PCT. 4																					
No Declared Candidates																			0	. 0%	
-----																			0	. 0%	
.....																					
Total Votes Cast																			0		
Number Under Votes																			0	. 0%	
Number Over Votes																			0	. 0%	
REP. PRECINCT CHAIRMAN PCT. 5																					
No Declared Candidates																			0	. 0%	
-----																			0	. 0%	
.....																					
Total Votes Cast																			0		
Number Under Votes																			0	. 0%	
Number Over Votes																			0	. 0%	
REP. PRECINCT CHAIRMAN PCT. 6																					
No Declared Candidates																			0	. 0%	
-----																			0	. 0%	
.....																					
Total Votes Cast																			1		
Number Under Votes																			1	100.00%	
Number Over Votes																			0	. 0%	
REP. PRECINCT CHAIRMAN PCT. 7																					
No Declared Candidates																			0	. 0%	
-----																			0	. 0%	
.....																					
Total Votes Cast																			2		
Number Under Votes																			2	100.00%	
Number Over Votes																			0	. 0%	
REP. PRECINCT CHAIRMAN PCT. 8																					
No Declared Candidates																			0	. 0%	
-----																			0	. 0%	
.....																					
Total Votes Cast																			1		
Number Under Votes																			1	100.00%	
Number Over Votes																			0	. 0%	
REP. PRECINCT CHAIRMAN PCT. 9																					
No Declared Candidates																			0	. 0%	
-----																			0	. 0%	
.....																					
Total Votes Cast																			5		
Number Under Votes																			5	100.00%	
Number Over Votes																			0	. 0%	
REP. PRECINCT CHAIRMAN PCT. 10																					
No Declared Candidates																			0	. 0%	
-----																			0	. 0%	
.....																					
Total Votes Cast																			0		
Number Under Votes																			0	. 0%	
Number Over Votes																			0	. 0%	
REP. PRECINCT CHAIRMAN PCT. 11																					
No Declared Candidates																			0	. 0%	
-----																			0	. 0%	
.....																					
Total Votes Cast																			0		
Number Under Votes																			0	. 0%	
Number Over Votes																			0	. 0%	

Return of Democratic Party Primary Run-Off Election, Held in Colorado County, Texas

DEMOCRATIC PARTY PRIMARY RUN-OFF
APRIL 14, 1992

1 2 3 4 5 6 7 8 9 10 11 12 13 14

Location and Number of Election Precinct

Office

Names of Candidates

Summary Report April 14, 1992

**COLORADO COUNTY, TEXAS
PRIMARY RUNOFF APRIL 14, 1992**

Total Number Voting	3566	
Precincts Reporting	18 of 18	100.00%
DEM. 25th DISTRICT JUDGE		
Dwight E. Peschel	2570	72.06%
Richard Crozier	841	23.58%
.....		
Total Votes Cast	3566	
Number Under Votes	155	4.34%
Number Over Votes	0	.0%
DEM. SHERIFF		
Ed Michalke	1581	44.33%
Bill Esterling	1964	55.07%
.....		
Total Votes Cast	3566	
Number Under Votes	20	.56%
Number Over Votes	1	.2%
DEM. COUNTY COMMISSIONER PCT. 1		
Richard Seifert	643	55.33%
Ricky Meyer	505	43.45%
.....		
Total Votes Cast	1162	
Number Under Votes	14	1.20%
Number Over Votes	0	.0%
TOTAL BALLOTS CAST	3566	
TOTAL TYPE 1 BALLOTS	3566	

15	16	17	18	19	20	21	22	23	24	25	26	27	28	29	30	31	32	Total No. Votes Cast	Majority Votes	REMARKS

*Summary
ABSENTEE
RESULTS*

**COLORADO COUNTY, TEXAS
PRIMARY RUNOFF APRIL 14, 1992**

	Total Number Voting		193
	Precincts Reporting	0 of	18 . 0%
DEM. 25th DISTRICT JUDGE			
	Dwight E. Peschel	149	78.83%
	Richard Crozier	40	21.16%
DEM. SHERIFF			
	Ed Michalke	86	44.79%
	Bill Esterling	106	55.20%
DEM. COUNTY COMMISSIONER PCT. 1			
	Richard Seifert	29	38.66%
	Ricky Meyer	46	61.33%

Page 1 of 1
Return of Democratic Party Primary Run-Off Election, Held in Colorado County, Texas

DEMOCRATIC PARTY PRIMARY RUN-OFF
 APRIL 14, 1992

1 2 3 4 5 6 7 8 9 10 11 12 13 14

Location and Number
 of Election Precinct


Office

Names of Candidates

I, George Cason, the County Chairman of the Democratic Party of Colorado County, Texas, served as canvassing agent to canvass the Democratic Party Primary Runoff Election of April 14, 1992.

I certify that the figures on the preceding pages correspond with the figures on the returns.

WITNESS MY HAND THIS 16 DAY OF APRIL, 1992.



George Cason
 Colorado County Democratic
 County Chairman

Return of Democratic Party Primary Run-Off Election, Held in Colorado County, Texas

DEMOCRATIC PARTY PRIMARY RUN-OFF
APRIL 14, 1992

1 2 3 4 5 6 7 8 9 10 11 12 13 14

Location and Number
of Election Precinct


Office

Names of Candidates

I, George Cason, the County Chairman of the Democratic Party of Colorado County, Texas, served as canvassing agent to canvass the Democratic Party Primary Runoff Election of April 14, 1992.

I certify that the figures on the preceding pages correspond with the figures on the returns.

WITNESS MY HAND THIS 16 DAY OF APRIL, 1992.


George Cason
Colorado County Democratic
County Chairman

GENERAL ELECTION FOR STATE--
 CONGRESSIONAL DISTRICT--COUNTY PRECINCT
 OFFICERS.

1	2	3	4	5	6	7	8	9	10	11	12	13	14
---	---	---	---	---	---	---	---	---	----	----	----	----	----

Location and Number of Election Precinct

Office

Names of Candidates

COLORADO COUNTY, TEXAS
GENERAL ELECTION NOVEMBER 3, 1992

Total Number Voting 7099
 Precincts Reporting 18 of 18 100.00%

Straight Party
 Democratic -D 1335 1322 18.62%
 Republican -R 579 568 8.00%
 Libertarian -L 92 91 1.28%

.....
 Total Votes Cast 7099
 Number Under Votes 5118 72.09%
 Number Over Votes 0 . 0%

NOTE:
 Totals changed
 because of Xerox copied
 ballots given to
 Pct's # 6, 7, 8, 10, 12, & 13
 (Ran out of printed ballots)
RF

President and Vice President
 Bill Clinton /Al Gore -D 2442 2420 34.08%
 George Bush /Dan Quayle -R 3286 3212 45.24%
 Andre Marrou /Nancy Lord -L 9 .12%
 Ross Perot /James Stockdale -I 1421 1390 19.58%
 ----- 7 . 9%

.....
 Total Votes Cast 7099
 Number Under Votes 61 .85%
 Number Over Votes 0 . 0%

United States Representative, Dist. 14
 Greg Laughlin -D 5095 5012 70.60%
 Humberto J. (Bert) Garza -R 1521 1489 20.97%
 Vic Vreeland -I 210 206 2.90%

.....
 Total Votes Cast 7099
 Number Under Votes 392 5.52%
 Number Over Votes 0 . 0%

Railroad Commissioner
 Lena Guerrero -D 2637 2601 36.63%
 Barry Williamson -R 3891 3813 53.71%
 Richard N. Draheim, Jr. -L 312 306 4.31%
 ----- 25 .35%

.....
 Total Votes Cast 7099
 Number Under Votes 354 4.98%
 Number Over Votes 0 . 0%

Justice, Supreme Court, Place 1
 Oscar H. Mauzy -D 3159 3118 43.92%
 Craig Enoch -R 3319 3248 45.75%
 Alfred Adask -L 177 176 2.47%

.....
 Total Votes Cast 7099
 Number Under Votes 557 7.84%
 Number Over Votes 0 . 0%

Justice, Supreme Court, Place 2
 Rose Spector -D 3370 3322 46.79%
 Eugene Cook -R 3076 3015 42.47%

.....
 Total Votes Cast 7099
 Number Under Votes 762 10.73%
 Number Over Votes 0 . 0%

WALRAVEN-DALLAS

15	16	17	18	19	20	21	22	23	24	25	26	27	28	29	30	31	32	Total No. Votes Cast	Majority Votes	REMARKS			
Justice, Supreme Court, Place 3																							
Jack Hightower -D																				4086	4023	56.66%	
John D. Montgomery -R																				2461	2413	33.99%	
.....																							
Total Votes Cast																				7099			
Number Under Votes																				663	9.33%		
Number Over Votes																				0	. 0%		
Judge, Criminal Appeals, Place 1																							
Charles F. (Charlie) Baird -D																				3603	3553	50.04%	
Joseph A. (Joe) Devany -R																				2558	2502	35.24%	
.....																							
Total Votes Cast																				7099			
Number Under Votes																				1044	14.70%		
Number Over Votes																				0	. 0%		
Judge, Criminal Appeals, Place 2																							
Morris L. Overstreet -D																				3586	3542	49.89%	
Sue Lagarde -R																				2591	2531	35.65%	
.....																							
Total Votes Cast																				7099			
Number Under Votes																				1026	14.45%		
Number Over Votes																				0	. 0%		
Judge, Criminal Appeals, Place 3																							
Pete Benavices -D																				3080	3039	42.80%	
Lawrence (Larry) Meyers -R																				3081	3017	42.49%	
.....																							
Total Votes Cast																				7099			
Number Under Votes																				1043	14.69%		
Number Over Votes																				0	. 0%		
State Board of Education, Dist. 10																							
Will Davis -D																				4781	4719	66.47%	
.....																							
Total Votes Cast																				7099			
Number Under Votes																				2380	33.52%		
Number Over Votes																				0	. 0%		
State Senator, Dist. 18																							
Ken Armbrister -D																				4019	3963	55.82%	
Carolyn McDaniel -R																				2463	2413	33.99%	
.....																							
Total Votes Cast																				7099			
Number Under Votes																				723	10.18%		
Number Over Votes																				0	. 0%		
State Representative, Dist. 28																							
Robert M. Saunders -D																				5461	5375	75.71%	
.....																							
Total Votes Cast																				7099			
Number Under Votes																				1724	24.28%		
Number Over Votes																				0	. 0%		
Chief Justice, 1st Court of Appeals																							
Alice Trevathan -D																				4803	4732	66.65%	
.....																							
Total Votes Cast																				7099			
Number Under Votes																				2367	33.34%		

GENERAL ELECTION

FOR: STATE-CONGRESSIONAL DISTRICT and
COUNTY PRECINCT OFFICERS.

1 2 3 4 5 6 7 8 9 10 11 12 13 14

Location and Number
of Election Precinct

Office Names of Candidates

Number Over Votes 0 . 0%

Justice, 1st Court of Appeals
Davie L. Wilson -R 4136 4058 57.1% *DF*
.....
Total Votes Cast 7099
Number Under Votes 3041 42.83%
Number Over Votes 0 . 0%

Justice, 1st Court of Appeals, Unexpired
Gaynelle Jones -D 3425 3381 47.62% *DF*
Adele Hedges -R 2712 2655 37.39%
.....
Total Votes Cast 7099
Number Under Votes 1063 14.97%
Number Over Votes 0 . 0%

Justice, 14th Court of Appeals, Place 1
Norman Lee -D 3346 3304 46.54% *DF*
Harvey Hudson -R 2642 2583 36.38%
.....
Total Votes Cast 7099
Number Under Votes 1212 17.07%
Number Over Votes 0 . 0%

Justice, 14th Court of Appeals, Place 2
Henry L. Burkholder -D 3246 3209 45.20% *DF*
Gary C. Bowers -R 2732 2668 37.58%
.....
Total Votes Cast 7099
Number Under Votes 1222 17.21%
Number Over Votes 0 . 0%

District Judge, 25th Judicial District
Dwight E. Peschel -D 4362 4283 60.33% *DF*
Linda Z. Jones -R 2316 2278 32.08%
.....
Total Votes Cast 7099
Number Under Votes 538 7.57%
Number Over Votes 0 . 0%

District Judge, 2nd 25th Judicial
Gus J. Strauss -D 5346 5261 74.10% *DF*
.....
Total Votes Cast 7099
Number Under Votes 1838 25.89%
Number Over Votes 0 . 0%

District Attorney, 25th Judicial
W. C. (Bud) Kirkendall -D 5150 5070 71.41% *DF*
.....
Total Votes Cast 7099
Number Under Votes 2029 28.58%
Number Over Votes 0 . 0%

County Attorney
Stephen Sebesta -D 5150 5070 75.03%

15	16	17	18	19	20	21	22	23	24	25	26	27	28	29	30	31	32	Total No. Votes Cast	Majority Votes	REMARKS
----	----	----	----	----	----	----	----	----	----	----	----	----	----	----	----	----	----	----------------------	----------------	---------

Total Votes Cast 7099
 Number Under Votes 1772 24.96%
 Number Over Votes 0 . 0%

Sheriff

Bill Esterling -D 4182 4123 58.07%
 Earl Jones -R 2853 2789 39.28%

JA

.....
 Total Votes Cast 7099
 Number Under Votes 187 2.63%
 Number Over Votes 0 . 0%

County Tax Assessor-Collector

Mary Jane Poenitzsch -D 5630 5533 77.94%

JA

.....
 Total Votes Cast 7099
 Number Under Votes 1566 22.05%
 Number Over Votes 0 . 0%

County Commissioner, Precinct No. 1

Richard Seifert -D 1105 1097 54.85%
 Wayne Behlen -R 851 850 42.50%

JA

.....
 Total Votes Cast 2000
 Number Under Votes 53 2.65%
 Number Over Votes 0 . 0%

County Commissioner, Precinct No. 3

Jerome C. Wicke -D 1322 1274 72.92%

JA

.....
 Total Votes Cast 1747
 Number Under Votes 473 27.07%
 Number Over Votes 0 . 0%

Constable, Precinct No. 1

Lawrence Berger -D 1596 1588 79.40%

JA

.....
 Total Votes Cast 2000
 Number Under Votes 412 20.60%
 Number Over Votes 0 . 0%

Constable, Precinct No. 2

Joe F. Dusek -D 1346 1313 71.39%

JA

.....
 Total Votes Cast 1839
 Number Under Votes 526 28.60%
 Number Over Votes 0 . 0%

Constable, Precinct No. 3

Ivan V. Menke -D 1393 1343 76.87%

JA

.....
 Total Votes Cast 1747
 Number Under Votes 404 23.12%
 Number Over Votes 0 . 0%

Constable, Precinct No. 4

Wilfred C. Luedecke -D 1131 74.75%

GENERAL ELECTION

FOR: STATE-CONGRESSIONAL DISTRICT and
COUNTY PRECINCT OFFICERS.

Location and Number
of Election Precinct

1 2 3 4 5 6 7 8 9 10 11 12 13 14

Office

Names of Candidates

Total Votes Cast	1513	
Number Under Votes	382	25.24%
Number Over Votes	0	. 0%

TOTAL BALLOTS CAST 7099

TOTAL TYPE 1 BALLOTS 7123 ~~7099~~

GENERAL ELECTION		1	2	3	4	5	6	7	8	9	10	11	12	13	14
For: STATE-CONGRESSIONAL DISTRICT and COUNTY PRECINCT OFFICERS.															
Office	Names of Candidates														

Absentee States Nov 3, 1992

**COLORADO COUNTY, TEXAS
GENERAL ELECTION NOVEMBER 3, 1992**

Total Number Voting 1026
Precincts Reporting 0 of 18 . 0%

Straight Party
 Democratic -D 189 18.42%
 Republican -R 123 11.98%
 Libertarian -L 5 .48%

 Total Votes Cast 1026
 Number Under Votes 709 69.10%
 Number Over Votes 0 . 0%

President and Vice President
 Bill Clinton /Al Gore -D 353 34.40%
 George Bush /Dan Quayle -R 499 48.63%
 Andre Marrou /Nancy Lord -L 1 . 9%
 Ross Perot /James Stockdale -I 166 16.17%

 Total Votes Cast 1026
 Number Under Votes 7 .68%
 Number Over Votes 0 . 0%

United States Representative, Dist. 14
 Greg Laughlin -D 660 64.32%
 Humberto J. (Bert) Garza -R 265 25.82%
 Vic Vreeland -I 43 4.19%

 Total Votes Cast 1026
 Number Under Votes 58 5.65%
 Number Over Votes 0 . 0%

Railroad Commissioner
 Lena Guerrero -D 355 34.60%
 Barry Williamson -R 559 54.48%
 Richard N. Draheim, Jr. -L 55 5.36%

 Total Votes Cast 1026
 Number Under Votes 51 4.97%
 Number Over Votes 0 . 0%

WALWAGEN-DALLAS

15	16	17	18	19	20	21	22	23	24	25	26	27	28	29	30	31	32	Total No. Votes Cast	Majority Votes	REMARKS		
Justice, Supreme Court, Place 1																						
																Oscar H. Mauzy -D	417	40.64%				
																Craig Enoch -R	489	47.66%				
																Alfred Adask -L	40	3.89%				
																					
																Total Votes Cast	1026					
																Number Under Votes	80	7.79%				
																Number Over Votes	0	. 0%				
Justice, Supreme Court, Place 2																						
																Rose Spector -D	426	41.52%				
																Eugene Cook -R	496	48.34%				
																					
																Total Votes Cast	1026					
																Number Under Votes	104	10.13%				
																Number Over Votes	0	. 0%				
Justice, Supreme Court, Place 3																						
																Jack Hightower -D	516	50.29%				
																John D. Montgomery -R	418	40.74%				
																					
																Total Votes Cast	1026					
																Number Under Votes	92	8.96%				
																Number Over Votes	0	. 0%				
Judge, Criminal Appeals, Place 1																						
																Charles F. (Charlie) Baird -D	472	46.00%				
																Joseph A. (Joe) Devany -R	417	40.64%				
																					
																Total Votes Cast	1026					
																Number Under Votes	137	13.35%				
																Number Over Votes	0	. 0%				
Judge, Criminal Appeals, Place 2																						
																Morris L. Overstreet -D	480	46.78%				
																Sue Lagarde -R	415	40.44%				
																					
																Total Votes Cast	1026					
																Number Under Votes	131	12.76%				
																Number Over Votes	0	. 0%				
Judge, Criminal Appeals, Place 3																						
																Pete Benavides -D	395	38.49%				
																Lawrence (Larry) Meyers -R	503	49.02%				
																					
																Total Votes Cast	1026					
																Number Under Votes	128	12.47%				
																Number Over Votes	0	. 0%				
State Board of Education, Dist. 10																						
																Will Davis -D	618	60.23%				
																					
																Total Votes Cast	1026					
																Number Under Votes	408	39.76%				
																Number Over Votes	0	. 0%				

WALWAGEN-DALLAS

15	16	17	18	19	20	21	22	23	24	25	26	27	28	29	30	31	32	Total No. Votes Cast	Majority Votes	REMARKS			
District Judge, 2nd 25th Judicial																							
Gus J. Strauss -D																706	68.81%						
.....																							
Total Votes Cast																1026							
Number Under Votes																320	31.18%						
Number Over Votes																0	. 0%						
District Attorney, 25th Judicial																							
W. C. (Bud) Kirkendall -D																674	65.69%						
.....																							
Total Votes Cast																1026							
Number Under Votes																352	34.30%						
Number Over Votes																0	. 0%						
County Attorney																							
Stephen Sebesta -D																712	69.39%						
.....																							
Total Votes Cast																1026							
Number Under Votes																314	30.60%						
Number Over Votes																0	. 0%						
Sheriff																							
Bill Esterling -D																601	58.57%						
Earl Jones -R																389	37.91%						
.....																							
Total Votes Cast																1026							
Number Under Votes																36	3.50%						
Number Over Votes																0	. 0%						
County Tax Assessor-Collector																							
Mary Jane Poenitzsch -D																749	73.00%						
.....																							
Total Votes Cast																1026							
Number Under Votes																277	26.99%						
Number Over Votes																0	. 0%						
County Commissioner, Precinct No. 1																							
Richard Seifert -D																183	45.40%						
Wayne Behlen -R																200	49.62%						
.....																							
Total Votes Cast																403							
Number Under Votes																20	4.96%						
Number Over Votes																0	. 0%						
County Commissioner, Precinct No. 3																							
Jerome C. Wicke -D																180	64.51%						
.....																							
Total Votes Cast																279							
Number Under Votes																99	35.48%						
Number Over Votes																0	. 0%						

GENERAL ELECTION

For: STATE-CONGRESSIONAL DISTRICT and
COUNTY PRECINCT OFFICERS.

Write - Ins

		1	2	3	4	5	6	7	8	9	10	11	12	13	14
		Location and Number of Election Precinct													
Office	Names of Candidates	COLUMBUS	GLIDDEN	ALTAIR	GARWOOD	NADA	ROCK ISLAND	SHERIDAN	OAKLAND	WEIMAR	BUESCHER	SHAW'S BEND	BRUSHY	FRELSBURG	MENTZ
PRESIDENT/VICE PRESIDENT	Howard Phillips	0	0	0	0	0	0	0	0	0	0	0	0	0	0
	Albion W. Knight	0	0	0	0	0	0	0	0	0	0	0	0	0	0
	Quinn Brisben														
	Barbara Garson	0	0	0	0	0	0	0	0	0	0	0	0	0	0
	James Bo Gritz														
	C.W. "CY" Minett	0	0	0	2	0	0	0	0	0	0	0	0	0	0
	Lynndon H. LaRoché, Jr,														
	James L. Bevel	0	0	0	0	0	0	0	0	1	0	0	1	0	0
	James Wellington Wright	0	0	0	0	0	0	0	0	0	0	0	0	0	0
Levi M. Cunningham	0	0	0	0	0	0	0	0	0	0	0	0	0	0	
Lenora B. Fulani	0	0	0	0	0	0	0	0	0	0	0	0	0	0	
Maria Elizabeth Munoz	0	0	0	0	0	0	0	0	0	0	0	0	0	0	
RAILROAD COMMISSIONER	Richard S. Landon	0	0	0	0	0	0	0	0	3	0	1	0	0	0

SPECIAL ELECTION

For: U.S. Senate and Constitutional Amendments.

Location and Number of Election Precinct

1 2 3 4 5 6 7 8 9 10 11 12 13 14

Office

Names of Candidates

COLORADO COUNTY, TEXAS
SPECIAL ELECTION MAY 1, 1993

Total Number Voting 3128
Precincts Reporting 18 of 18 100.00%

UNITED STATES SENATOR, UNEXPIRED TERM

KAY BAILEY HUTCHISON -R	853	28.77%
JAMES VALLASTER -R	9	.30%
MACO STEWART -I	5	.16%
ROBERT (BOB) KRUEGER -D	937	31.61%
CHARLES BEN HOWELL -R	11	.37%
JOSE ANGEL GUTIERREZ -D	36	1.21%
CLYMER WRIGHT -R	5	.16%
LOTTIE BOLLING HANCOCK -I	4	.13%
HERBERT SPIRO -R	2	.6%
C. (SONNY) PAYNE -D	6	.20%
LOUIS C. DAVIS -I	1	.3%
ROGER HENSON -I	0	.0%
LOU ZAESKE -I	0	.0%
BILLY BROWN -P	2	.6%
STEPHEN HOPKINS -R	14	.47%
CHUCK SIBLEY -R	0	.0%
THOMAS D. SPINK -R	1	.3%
RICHARD FISHER -D	253	8.53%
JACK FIELDS -R	605	20.41%
DON RICHARDSON -I	3	.10%
ROSE FLOYD -SW	3	.10%
JOE BARTON -R	201	6.78%
GENE KELLY -D	12	.40%
RICK DRAHEIM -L	1	.3%

CONSTITUTIONAL AMENDMENT PROPOSITION 1
FOR
AGAINST

1144 38.63%
1817 61.36%

CONSTITUTIONAL AMENDMENT PROPOSITION 2
FOR
AGAINST

1444 50.34%
1424 49.65%

CONSTITUTIONAL AMENDMENT PROPOSITION 3
FOR
AGAINST

1208 41.78%
1683 58.21%

15	16	17	18	19	20	21	22	23	24	25	26	27	28	29	30	31	32	Total No. Votes Cast	Majority Votes	REMARKS
----	----	----	----	----	----	----	----	----	----	----	----	----	----	----	----	----	----	----------------------	----------------	---------

COLORADO COUNTY, TEXAS
SPECIAL ELECTION MAY 1, 1993

Total Number Voting 204
Precincts Reporting 0 of 18 . 0%

UNITED STATES SENATOR, UNEXPIRED TERM

KAY BAILEY HUTCHISON -R	67	32.84%
JAMES VALLASTER -R	0	. 0%
MACO STEWART -I	0	. 0%
ROBERT (BOB) KRUEGER -D	64	31.37%
CHARLES BEN HOWELL -R	0	. 0%
JOSE ANGEL GUTIERREZ -D	2	.98%
CLYMER WRIGHT -R	0	. 0%
LOTTIE BOLLING HANCOCK -I	2	.98%
HERBERT SPIRO -R	1	.49%
C. (SONNY) PAYNE -D	0	. 0%
LOUIS C. DAVIS -I	0	. 0%
ROGER HENSON -I	0	. 0%
LOU ZAESKE -I	0	. 0%
BILLY BROWN -P	0	. 0%
STEPHEN HOPKINS -R	0	. 0%
CHUCK SIBLEY -R	0	. 0%
THOMAS D. SPINK -R	0	. 0%
RICHARD FISHER -D	17	8.33%
JACK FIELDS -R	39	19.11%
DON RICHARDSON -I	0	. 0%
ROSE FLOYD -SW	0	. 0%
JOE BARTON -R	9	4.41%
GENE KELLY -D	0	. 0%
RICK DRAHEIM -L	0	. 0%

Total Votes Cast 204
Number Under Votes 3 1.47%
Number Over Votes 0 . 0%

CONSTITUTIONAL AMENDMENT PROPOSITION 1

FOR	82	40.19%
AGAINST	108	52.94%

Total Votes Cast 204
Number Under Votes 14 6.86%
Number Over Votes 0 . 0%

CONSTITUTIONAL AMENDMENT PROPOSITION 2

FOR	94	46.07%
AGAINST	91	44.60%

Total Votes Cast 204
Number Under Votes 19 9.31%
Number Over Votes 0 . 0%

CONSTITUTIONAL AMENDMENT PROPOSITION 3

FOR	69	33.82%
AGAINST	120	58.82%

Total Votes Cast 204
Number Under Votes 15 7.35%
Number Over Votes 0 . 0%

TOTAL BALLOTS CAST 204

TOTAL TYPE 1 BALLOTS 204

*Absentee Report
5/11/1993*

WALRAVEN-DALLAS

15	16	17	18	19	20	21	22	23	24	25	26	27	28	29	30	31	32	Total No. Votes Cast	Majority Votes	REMARKS
BERNARDO	ALLEYTON	EAGLE LAKE	NORTH COLUMBUS	ABSENTEE																
0	0	1	0	0														1		
TOTAL REGISTERED VOTERS														10,191						
<p>I, the County Judge of Colorado County, Texas, met with the Commissioners' Court sitting as canvassing board to canvass the "SPECIAL ELECTION" of May 1, 1993.</p> <p>I certify that on this date, May 3, 1993, the figures of the AIS tabulations correspond with the figures on the returns.</p> <p style="text-align: right;"><i>H. O. Strunk</i> H. O. Strunk, Colorado County Judge Columbus, Tx.</p>																				

SPECIAL ELECTION

For: United States Senator, Unexpired Term

1 2 3 4 5 6 7 8 9 10 11 12 13 14

Location and Number of Election Precinct

Office

Names of Candidates

COLORADO COUNTY, TEXAS
SPECIAL RUNOFF JUNE 5, 1993

Total Number Voting 2281
Precincts Reporting 18 of 18 100.00%

UNITED STATES SENATOR, UNEXPIRED TERM

ROBERT (BOB) KRUEGER -D 625 27.40%
KAY BAILEY HUTCHISON -R 1656 72.59%

.....
Total Votes Cast 2281
Number Under Votes 0 . 0%
Number Over Votes 0 . 0%

TOTAL BALLOTS CAST 2281

TOTAL TYPE 1 BALLOTS 2281

WALKER-DALLAS

15	16	17	18	19	20	21	22	23	24	25	26	27	28	29	30	31	32	Total No. Votes Cast	Majority Votes	REMARKS
<p>ABSENTEE SUMMARY</p> <p>COLORADO COUNTY, TEXAS</p> <p>SPECIAL RUNOFF JUNE 5, 1993</p> <p>Total Number Voting 278</p> <p>Precincts Reporting 0 of 18 . 0%</p> <p>UNITED STATES SENATOR, UNEXPIRED TERM</p> <p>ROBERT (BOB) KRUEGER -D 68 24.46%</p> <p>KAY BAILEY HUTCHISON -R 210 75.53%</p> <p>.....</p> <p>Total Votes Cast 278</p> <p>Number Under Votes 0 . 0%</p> <p>Number Over Votes 0 . 0%</p> <p>TOTAL BALLOTS CAST 278</p> <p>TOTAL TYPE 1 BALLOTS 278</p>																				

For: United States Senator, Unexpired Term.

1 2 3 4 5 6 7 8 9 10 11 12 13 14


Location and Number of Election Precinct

Office

Names of Candidates

I, the County Judge of Colorado County, Texas, met in session with the Commissioners' Court, sitting as canvassing board to canvass the "SPECIAL RUNOFF ELECTION" held on June 5, 1993.

I certify that on this date, June 7, 1993, the figures of the AIS tabulations correspond with the figures on the returns.


H. O. Strunk, Judge
Colorado County, Texas

CONSTITUTIONAL AMENDMENT NOVEMBER 2, 1993		Location and Number of Election Precinct	1	2	3	4	5	6	7	8	9	10	11	12	13	14
Office	Names of Candidates															

COLORADO COUNTY, TEXAS
AMENDMENT ELECTION NOVEMBER 2, 1993

Summary Report

Total Number Voting 1266
Precincts Reporting 18 of 18 100.00%

AMENDMENT 1 ECONOMIC RECOVERY BONDS

FOR 325 25.67%
AGAINST 900 71.09%

.....
Total Votes Cast 1266
Number Under Votes 41 3.23%
Number Over Votes 0 . 0%

AMENDMENT 2 POLLUTION TAX EXEMPTION

FOR 569 44.94%
AGAINST 654 51.65%

.....
Total Votes Cast 1266
Number Under Votes 43 3.39%
Number Over Votes 0 . 0%

AMENDMENT 3 FT. BEND, AUSTIN CO. TITLES

FOR 935 73.85%
AGAINST 281 22.19%

.....
Total Votes Cast 1266
Number Under Votes 50 3.94%
Number Over Votes 0 . 0%

AMENDMENT 4 VOTERS APPROVE INCOME TAX

FOR 821 64.84%
AGAINST 420 33.17%

.....
Total Votes Cast 1266
Number Under Votes 25 1.97%
Number Over Votes 0 . 0%

AMENDMENT 5 QUALIFICATIONS OF SHERIFFS

FOR 583 46.05%
AGAINST 617 48.73%

.....
Total Votes Cast 1266
Number Under Votes 66 5.21%
Number Over Votes 0 . 0%

AMENDMENT 6 ABOLISH SURVEYOR, JACKSON

FOR 746 58.92%
AGAINST 386 30.48%

.....
Total Votes Cast 1266
Number Under Votes 134 10.58%
Number Over Votes 0 . 0%

WILKINSON-DALLAS

15	16	17	18	19	20	21	22	23	24	25	26	27	28	29	30	31	32	Total No. Votes Cast	Majority Votes	REMARKS		
AMENDMENT 7 REPEAL CORP. RESTRICTIONS																						
FOR																411	32.46%					
AGAINST																757	59.79%					
.....																						
Total Votes Cast																1266						
Number Under Votes																98	7.74%					
Number Over Votes																0	. 0%					
AMENDMENT 8 ABOLISH SURVEYOR, McLENNAN																						
FOR																759	59.95%					
AGAINST																371	29.30%					
.....																						
Total Votes Cast																1266						
Number Under Votes																136	10.74%					
Number Over Votes																0	. 0%					
AMENDMENT 9 TAX SALE PROP. PROVISIONS																						
FOR																606	47.86%					
AGAINST																575	45.41%					
.....																						
Total Votes Cast																1266						
Number Under Votes																85	6.71%					
Number Over Votes																0	. 0%					
AMENDMENT 10 VETERAN'S FUNDS BONDS																						
FOR																596	47.07%					
AGAINST																621	49.05%					
.....																						
Total Votes Cast																1266						
Number Under Votes																49	3.87%					
Number Over Votes																0	. 0%					
AMENDMENT 11 PENSION SYSTEM BENEFITS																						
FOR																840	66.35%					
AGAINST																355	28.04%					
.....																						
Total Votes Cast																1266						
Number Under Votes																71	5.60%					
Number Over Votes																0	. 0%					
AMENDMENT 12 BAIL DENIAL, VIOLENT OFF.																						
FOR																1053	83.17%					
AGAINST																174	13.74%					
.....																						
Total Votes Cast																1266						
Number Under Votes																39	3.08%					
Number Over Votes																0	. 0%					

CONSTITUTIONAL AMENDMENT NOVEMBER 2, 1993		1	2	3	4	5	6	7	8	9	10	11	12	13	14
		Location and Number of Election Precinct													
Office	Names of Candidates														
AMENDMENT 13 HIGHER ED. FUNDING AMOUNT															
FOR															
AGAINST															
.....															
Total Votes Cast															
Number Under Votes															
Number Over Votes															
AMENDMENT 14 MENTAL HEALTH BONDS															
FOR															
AGAINST															
.....															
Total Votes Cast															
Number Under Votes															
Number Over Votes															
AMENDMENT 15 SURVEYOR DECISION BY VOTE															
FOR															
AGAINST															
.....															
Total Votes Cast															
Number Under Votes															
Number Over Votes															
AMENDMENT 16 AGRICULTURAL FUND BONDS															
FOR															
AGAINST															
.....															
Total Votes Cast															
Number Under Votes															
Number Over Votes															
TOTAL BALLOTS CAST															
TOTAL TYPE 1 BALLOTS															

15	16	17	18	19	20	21	22	23	24	25	26	27	28	29	30	31	32	Total No. Votes Cast	Majority Votes	REMARKS
----	----	----	----	----	----	----	----	----	----	----	----	----	----	----	----	----	----	----------------------	----------------	---------

Status Report - Absentee

COLORADO COUNTY, TEXAS
 AMENDMENT ELECTION NOVEMBER 2, 1993

Total Number Voting	64	
Precincts Reporting	0 of 10	. 0%
AMENDMENT 1 ECONOMIC RECOVERY BONDS		
FOR	9	14.06%
AGAINST	55	85.93%
.....		
Total Votes Cast	64	
Number Under Votes	0	. 0%
Number Over Votes	0	. 0%
AMENDMENT 2 POLLUTION TAX EXEMPTION		
FOR	25	39.06%
AGAINST	38	59.37%
.....		
Total Votes Cast	64	
Number Under Votes	1	1.56%
Number Over Votes	0	. 0%
AMENDMENT 3 FT. BEND, AUSTIN CO. TITLES		
FOR	54	84.37%
AGAINST	10	15.62%
.....		
Total Votes Cast	64	
Number Under Votes	0	. 0%
Number Over Votes	0	. 0%
AMENDMENT 4 VOTERS APPROVE INCOME TAX		
FOR	34	53.12%
AGAINST	30	46.87%
.....		
Total Votes Cast	64	
Number Under Votes	0	. 0%
Number Over Votes	0	. 0%
AMENDMENT 5 QUALIFICATIONS OF SHERIFFS		
FOR	32	50.00%
AGAINST	30	46.87%
.....		
Total Votes Cast	64	
Number Under Votes	2	3.12%
Number Over Votes	0	. 0%

15	16	17	18	19	20	21	22	23	24	25	26	27	28	29	30	31	32	Total No. Votes Cast	Majority Votes	REMARKS
----	----	----	----	----	----	----	----	----	----	----	----	----	----	----	----	----	----	----------------------	----------------	---------

AMENDMENT 13 HIGHER ED. FUNDING AMOUNT
 FOR 27 42.18%
 AGAINST 36 56.25%

 Total Votes Cast 64
 Number Under Votes 1 1.56%
 Number Over Votes 0 . 0%

AMENDMENT 14 MENTAL HEALTH BONDS
 FOR 28 43.75%
 AGAINST 35 54.68%

 Total Votes Cast 64
 Number Under Votes 1 1.56%
 Number Over Votes 0 . 0%

AMENDMENT 15 SURVEYOR DECISION BY VOTE
 FOR 49 76.56%
 AGAINST 14 21.87%

 Total Votes Cast 64
 Number Under Votes 1 1.56%
 Number Over Votes 0 . 0%

AMENDMENT 16 AGRICULTURAL FUND BONDS
 FOR 19 29.68%
 AGAINST 44 68.75%


 Total Votes Cast 64
 Number Under Votes 1 1.56%
 Number Over Votes 0 . 0%

TOTAL BALLOTS CAST 64
 TOTAL TYPE 1 BALLOTS 64

I, the County Judge of Colorado County, Texas, met with the Commissioners' Court sitting as canvassing board to canvass the Constitutional Amendment Election held on November 2, 1993 at Columbus, Texas.

I certify that the figures on the tally sheets correspond with the figures on the returns.

Witness my hand this 8th. day of November, 1993


 H. O. Strunk, County Judge
 Colorado County, Texas